

2026 ROGUE SV AWD MOONROOF

Model: W6CG16 Option Code : CC10
 VIN#: JN8BT3BB9TW094451
 Colour: GUN METALLIC

Standard Equipment included at No Extra Charge:

MECHANICAL/PERFORMANCE:

- 1.5 L DOHC DIRECT INJECTION TURBOCHARGED ENGINE
- 201 HP, 225 LB-FT TORQUE & INTELLIGENT 4X4 SYS
- PADDLE SHIFTERS & DRIVE MODE SELECTOR
- 4 WHEEL FRONT & REAR DISC BRAKES
- 18IN ALLUMINUM ALLOY WHEELS W TEMP SPARE TIRE
- ELECTRONIC PARKING BRAKE W/ AUTO HOLD
- FR INDEPENDENT & RR MULTI LINK SUSPENSION

EXTERIOR:

- LED HEADLIGHTS, DTRLS & TAIL LAMPS
- VARIABLE INTERMITTENT FRONT WINDSHIELD WIPERS
- INTRMTTNT RR WINDOW WIPER W/ REVERSE INTERLOCKNG
- BODY COLOUR DOOR HANDLES & HEATED EXT MIRRORS W/ I
- NTGRATED TURN SIGNALS & WIPER DE-ICER
- BLACK RESIN DOOR HANDLES & POWER LIFTGATE
- REAR SPOILER & PRIVACY GLASS
- AWD EMBLEM & ROOF RAILS

COMFORT & CONVENIENCE:

- 8 WAY POWER ADJUSTABLE DRIVER SEAT
- 4 WAY ADJUSTABLE FRONT PASSENGER SEAT
- HEATED FRONT SEATS
- HEATED TAILORFIT WRAPPED STEERING WHEEL
- DUAL ZONE CLIMATE CONTROL
- NISSAN CONNECT® SERVICES (FREE TRIAL INCLUDED)
- APPLE CARPLAY & ANDROID AUTO

- 8IN COLOUR DISPLAY WITH MULTI TOUCH CONTROL
- BLUETOOTH HANDS FREE PHONE SYS & STREAMING AUDIO
- SIRI EYES® FREE & VOICE RECOGNITION
- 2 FR & 2 RR USB-C PORTS
- 7IN CENTER METER COLOR DISPLAY
- 6 SPEAKERS AM/FM AUDIO SYSTEM
- POWER WINDOWS W/ DRIVER AUTO UP/DOWN
- POWER DOOR LOCKS W/ AUTO LOCKING FEATURE
- 2ND ROW SEAT AIR VENTS
- 60/40 SPLIT FOLDING & RECLINING 2ND ROW SEAT
- REMOTE KEYLESS ENTRY W/ PUSH BUTTON IGNITION
- REMOTE ENGINE START W/ INTELL CLIMATE CONTROL
- INTELLIGENT KEY W FR REQUEST SWITCHES
- INTELLIGENT CRUISE CONTROL
- REAR SONAR SYSTEM + HILL START ASSIST
- REAR DOOR ALERT & REARVIEW MONITOR
- DUAL ILLUMINATED VISOR VANITY MIRRORS
- HANDS FREE TEXT MESSAGING ASSISTANT
- (4) CUP HOLDERS & SUNGLASS HOLDER
- FRONT CENTER CONSOLE & SOFT TONNEAU COVER
- ACTIVE ENGINE BRAKING, TRACE CTRL & RIDE CONTROL
- TILT TELESCOPIC STEERING WHEEL
- WIFI HOTSPOT
- IDLE START/STOP (ISS)
- WALK AWAY LOCK/ APPROACH UNLOCK

SAFETY & SECURITY FEATURES:

- 10 AIRBAGS
- 5 POINT LOWER ANCHORS & TETHERS FOR CHILDREN
- BRAKE ASSIST (BA)
- INTELLIGENT EMERGENCY BRAKING W/
- PEDESTRIAN DETECTION
- REAR INTELLIGENT EMERGENCY BRAKING (RAB)
- ELECTRONIC BRAKE FORCE DISTRIBUTION (EBD)
- 4 WHEEL ANTI LOCK BRAKING SYSTEM (ABS)
- BLIND SPOT WARNING (BSW)
- REAR CROSS TRAFFIC ALERT (RCTA)
- LANE DEPARTURE WARNING (LDW)
- INTELLIGENT FORWARD COLLISION WARNING (I-FCW)
- VEHICLE DYNAMIC CONTROL (VDC) W/ TRACTION
- CONTROL SYSTEM (TCS)
- TIRE PRESSURE MONITORING SYSTEM (TPMS) W/ EASY
- FILL TIRE ALERT
- VEHICLE IMMOBILIZER SYSTEM & VEHICLE SECURITY SYST
- REAR SEAT BELT REMINDER & SECURITY ALARM
- INTELL AUTO HEADLIGHTS (I-AH)+ HIGH BEAM ASSIST
- INTELLIGENT DRIVER ALERTNESS + LANE INTERVENTION
- BLINDSPOT INTERVENTION
- PROPILOT ASSIST
- INTERSECTION ASSIST

Manufacturer's Suggested Retail Base Price:

\$38,498

Optional Factory Equipment:

FLOOR MATS \$0
 METALLIC PAINT \$250

Retail Price of all Optional Equipment:

\$250

Total M.S.R.P. this Model*:

\$38,748




Freight & PDE:

\$2,050


Total*:

\$40,798

Includes freight, PDI, full tank of gas, floor mats. Does not include additional dealer installed accessories, license, federal and provincial taxes. Dealer may sell for less.

Fuel Consumption / Consommation de Carburant



7.6
combined/combinée

0 mi/gal

L/100 km

8.30 city ville


6.80 highway route

Annual fuel cost
for an annual distance of 20,000 km and an average fuel price of \$1.55 per litre

2,356

Coût annuel en carburant

pour une distance annuelle de 20,000 km, et un prix moyen du carburant de \$1.55 par litre



Every 2026 Nissan vehicle is backed by the Nissan Satisfaction Advantage 3 year/60,000 km Basic Coverage Vehicle Warranty

- 3 year Roadside Assistance
- 3 year Travel Planning Service
- 5 year/100,000 km Powertrain Warranty
- 5 year unlimited km Corrosion Perforation Warranty
- 8 year/160,000 Km PHEV System Warranty on selected components
- 24-hour Toll-free Hotline

GAS range from / ESSENCE font entre

0.0-0.0 L_e/100 km

L is gasoline litre equivalent
L signifie litre equivalent d essence

Carbon Dioxide Rating / Indice de dioxyde de carbone

1

179 g CO₂/km

6

10

Tailpipe emissions only / Emissions du tuyau échappement seulement

Smog Rating / Indice de smog

1

5

10


Best/meilleur

Estimates are based on Government of Canada approved criteria and testing methods. Vehicle's actual fuel consumption will vary.

Estimations établies selon des méthodes d'essai et des critères approuvés par le gouvernement du Canada. La consommation de carburant réelle du véhicule variera.

For more information:
vehicles.nrcan.gc.ca

Pour plus d'information visitez:
vehicles.nrcan.gc.ca





JN8BT3BB9TW094451